

Cable Installation and Removal Instructions for the HP MediaSmart Server

Author: Charles Kalapati
Date: June 2008
Revision 1

Figure 1 - Cable Installation: Press firmly on both sides of the connector.




Figure 2 - Cable Removal Technique 1: Grab connector housing and nudge left and right until connector comes loose.




Figure 3 - Cable Removal Technique 2: Grab connector housing and nudge up and down until connector comes loose.




Figure 4 - Incorrect Cable removal (removal by pulling on the cable itself) may damage the connector wiring.

